




Four optional decorative polycarbonate front accessories compliment any interior or exterior building design. All accessories are permanently factory installed creating a single, rigid, locking ring, lens, and accessory assembly.



Eyelid with Slots




Standard lens



Eyelid



Decorative Cross



Lug Design

Specifications

- **Mounting Plate:** Die cast, marine grade aluminum back plate. Two styles available: flat and deep back box.
- Deep back mounting box has 3/4" NPT connector for surface conduit and 3/4" threaded rear wire way entry.
- Flat mounting plate has 1 3/4" rear wire way entry.
- A die cast aluminum bezel ring is provided when deep back mounting box is surface mounted.
- **Lens:** .180 inch, U.V. stabilized, injection molded polycarbonate lens available in clear and white opal
- **Locking Ring:** U.V. stabilized, polycarbonate locking ring holds lens to back mounting plate (deep box). Locking ring has keyed slots for correct alignment of locking ring to back plate.
- **Front Accent Accessories:** U.V. stabilized, polycarbonate. Accessories are permanently mounted to fixture at factory.
- **Reflector:** Symmetric, white aluminum or specular hammertone aluminum for CFL or HID lamps. Asymmetric, specular hammertone aluminum reflector for eyelid with single HID lamp for forward throw.
- **Ballast:** Compact fluorescent ballast; 120/277 electronic, high power factor, class P. HID ballast; HPF core and coil ballast and ignitor, 120/277.
- **Color:** Standard colors; black, white, and bronze.
- Bronze has a textured, exterior grade, high temperature, UV stabilized coating.
- **Lamps:** Lamps supplied by MORLITE.
- **Codes/Certifications:** UL/CUL listed for wet location. ADA compliance with flat mounting plate.
- **Photometrics:** Photometric IES files available at www.morlitesystems.com.



Specifier's Reference

Project	
Type	Model No.
Comments	

Defiant II Series

Decorative Wall Mount Luminaire

MORLITE

MORE THAN TOUGH

Ordering Information

DF II	Mounting Plate	Lens	Lamps (supplied by MORLITE)		Front Accents	Options	Voltage
	FP Flat Plate	-CL Clear	Flat Plate	Deep Box	E Eyelid*	GLR GLR/HLR fusing	120 120 Volt
	DBR Deep Back Box-Recessed	-WO White Opal	13Q 1 - 13w quad	50HPS 1 - 50w HPS	L Lug	W White	277 277 Volt
	DBS Deep Back Box-Surface		213Q 2 - 13w quad	70HPS 1 - 70w HPS	C Cross	B Bronze	347 347 Volt
			26Q 1 - 26w quad	100HPS 1 - 100w HPS	ES Eyelid Slots**	Contact factory for other colors/pricing.	
			226Q 2 - 26w quad	150HPS 1 - 150w HPS	*not avail. in 150w HID	AUX quartz restrike (HID only)	
			26TRT 1 - 26w TRT	50MH 1 - 50w MH	**Available in CFL only	EMG Emergency battery (CFL only)	
			32TRT 1 - 32w TRT	70MH 1 - 70w MH		WL Wet location	
			42TRT 1 - 42w TRT	100MH 1 - 100w MH		PC Photo cell (DBS model only)	
			57TRT 1 - 57w TRT	One and two lamp compact fluorescent (see flat plate options)			
			226TRT 2 - 26w TRT	326Q 3 - 26w quad			
			232TRT 2 - 32w TRT	326TRT 3 - 26w TRT			
			242TRT 2 - 42w TRT	332TRT 3 - 32w TRT			
				342TRT 3 - 42w TRT			
				257TRT 2 - 57w TRT			

Mounting and Dimensional Data

Note:

1. "Lug" design trim ring and lens assembly measures 15.81". All other lens assemblies measure 15.3" across.
2. A minimum of .25" clearance is needed between deep wall mounting plate and wall opening in recessed installations.
3. Wire way for flat mounting plate is 1.75".

